



**Request for Sealed Quotations for the  
Supply & Delivery of steel pipe specials, flexible pipe couplings, fasteners &  
gaskets for the Schwarzekuppe - Mile 7 Control & Chlorination Upgrade**

---



---

**Procurement Reference No: G/RFQ/NW-061/2025**

<b>Name of Bidder</b>		
<b>Contact Person</b>		
<b>E-mail Address</b>		
<b>Postal Address</b>		
<b>Total Amount (Excl. VAT)</b>		
<b>Contact Phone number</b>	<b>Work:</b>	<b>Mobile:</b>

**Documents must be posted / delivered to:**

**The Quotation/Bid Box**

**Att: Procurement Management Unit (+264 61 71 2015, [bids@namwater.com.na](mailto:bids@namwater.com.na) )**

Namibia Water Corporation Ltd.

Private Bag 13389

176 Iscor Street, Aigams Building

Windhoek

**Closing Date: Thursday, 13 February 2025 at 11h00**

**NO LATE BIDS WILL BE ACCEPTED!**

## **NOTICE TO BIDDERS**

- Please take note of initializing all pages of the standard bidding document and initial all the supporting documents including company profiles, brochures, etc.**
- Take note to sign all relevant pages as stipulated in the bidding standard document.**

**Copies of documents not certified by a Commissioner of Oath appointed in terms of the Justices of the Peace and Commissioners of Oaths Act.1963 (Act No. 16 of 1963) will not be accepted**



Namibia Water Corporation Ltd.  
Private Bag 13389, Windhoek, Namibia  
Tel: +264 61 71 2066  
Fax: +264 61 21 0741

## Letter of Invitation

**Name and Address of Bidder** \_\_\_\_\_

**Procurement Reference Number: G/RFQ/NW-061/2025**

**27 January 2024**

Dear Sir/Madam

### **Supply & Delivery of steel pipe specials, flexible pipe couplings, fasteners & gaskets for the Schwarzekuppe - Mile 7 Control & Chlorination Upgrade**

NamWater invites you to submit your best quote for the items described in detail hereunder. Any resulting contract shall be subject to the terms and conditions referred to in the document. Queries, if any, should be addressed to Procurement Management Unit E-mail: [bids@namwater.com.na](mailto:bids@namwater.com.na), Private Bag 13389 Windhoek, Namibia.

Please prepare and submit your Bid in accordance with the instructions given or inform the undersigned if you will not be submitting a quotation.

Yours faithfully,

Procurement Management Unit

Initials.....

## **SECTION I: INSTRUCTIONS TO BIDDERS**

### **1. Rights of Public Entity**

NamWater Ltd reserves the right:

- (a) to split the contract as per the lowest evaluated cost per item, and
- (b) to accept or reject any quotation; and
- (c) to cancel the quotation process and reject all quotations at any time prior to contract award.

### **2. Preparation of Quotations**

You are requested to quote for the items mentioned in Section III by completing, signing and returning:

- (a) the Quotation Letter in Section II;
- (b) the List of Goods and Price Schedule Section III;
- (c) the Specifications and Compliance Sheet in Section V; and
- (d) any other attachment deemed appropriate.

You are advised to carefully read the complete bidding document, including the Special Conditions of Contract in Section VII, before preparing your quotation. The standard forms in this document may be retyped for completion but the Bidder is responsible for their accurate reproduction.

### **3. Validity of Quotations**

The Quotation validity period shall be **90** days from the date of submission deadline.

The bidder shall initial each page after having read and completed this document. Any alterations made to any of the information contained in this document shall also be initialled.

### **4. Eligibility Criteria**

To be eligible to participate in this Quotation exercise, you should:

- (a) Have a certified copy (certified by a Commissioner of Oath appointed in terms of the Justices of the Peace and Commissioners of Oaths Act.1963 (Act No. 16 of 1963)), of a full valid company Registration Document;
- (b) Have an original or a certified copy (certified by a Commissioner of Oath appointed in terms of the Justices of the Peace and Commissioners of Oaths Act.1963 (Act No. 16 of 1963)), of a valid Good Standing Tax Certificate, as certified by the Commissioner of Oath.
- (c) Have a valid good Standing Social Security Certificate,
- (d) Have a valid certified copy (certified by a Commissioner of Oath appointed in terms of the Justices of the Peace and Commissioners of Oaths Act.1963 (Act No. 16 of 1963)), of Affirmative Action Compliance Certificate, proof from Employment Equity Commissioner that bidder is not a relevant employer, or exemption issued in terms of Section 42 of the Affirmative Action Act, 1998 or a valid certified copy of the original document, as certified by the Commissioner of Oath;

Initials.....

- (e) Submit signed Bid-securing Declaration.
- (f) An undertaking on the part of the Bidder that the salaries and wages payable to its personnel in respect of this proposal are compliant to the relevant laws, Remuneration Order, and Award, where applicable and that it will abide to sub-clause 4.6 of the General conditions of Contract if it is awarded.
- (g) Supporting information/literature for all the items offered.
- (h) A Bidder that is under a declaration of ineligibility by the Government of Namibia in accordance with applicable laws at the date of the deadline for bid submission or thereafter, shall be disqualified.

Bids from service providers appearing on the ineligibility lists of African Development Bank, Asian Development Bank, European Bank for Reconstruction and Development, Inter-American Development Bank Group and World Bank Group shall be rejected.

Links for checking the ineligibility lists are available at:

- Republic of Namibia, Procurement Policy Unit  
<https://egp2.gov.na/forms/SearchSuspendedBidders.jsf>
- African Development Bank  
<https://www.afdb.org/en/projects-operations/debarment-and-sanctions-procedures>
- Asian Development Bank  
<http://lnadbg4.adb.org/oga0009p.nsf/sancALLPublic?OpenView&count=999>
- European Bank for Reconstruction and Development  
<http://www.ebrd.com/pages/about/integrity/list.shtml>
- Inter-American Development Bank Group  
<http://www.iadb.org/en/topics/transparency/integrity-at-the-idb-group/sanctioned-firms-and-individuals,1293.html>
- World Bank Group  
<http://www.worldbank.org/en/projects-operations/procurement/debarred-firms>

## 5. Bid Securing Declaration

Bidders are required to subscribe to a Bid Securing Declaration for this procurement process.

## 6. Delivery

The Goods are to be delivered within 10 weeks from the date of Purchase Order or Letter of Acceptance.

Deviation in delivery period **shall not be accepted**.

6.1. All items shall be delivered to 176 Iscor street Namwater at the Aigams Building, Northern Industrial Area in Windhoek.

Initials.....

6.2. Delivery will only be considered to be complete once all equipment and documentation have been delivered, inspected and found to be in accordance with the specifications.

## **7. Sealing and Marking of Quotations**

Quotations should be sealed in a single envelope, clearly marked with the Procurement Reference Number, addressed to NamWater with the Bidder's name and contact information at the back of the envelope.

## **8. Submission of Quotations**

Quotations should be deposited in the Quotation/Bid Box located at Namibia Water Corporation Ltd Head office, Private Bag 13389, 176 Iscor Street, Aigams Building, Windhoek, not later than **Thursday, 13 February 2025 at 11h00**. Offers by post or hand delivered should reach Private Bag 13389 by the same date and time at latest. Late Offers will be rejected.

**Offers received by e-mail will not be considered.**

## **9. Opening of Quotations**

Quotations will be opened internally by NamWater immediately after the closing time referred to in instruction 8 above. A record of the Quotation Opening stating the name of the bidders, the amount quoted, the presence or absence of a Bid Securing Declaration, will be posted on the website of the Public Entity and available to any bidder on request within three working days of the Opening.

## **10. Evaluation of Quotations**

NamWater shall have the right to request for clarifications in writing during evaluation. Offers that are substantially responsive shall be compared on the basis of price or ownership cost, subject to Margin of Preference where applicable, to determine the lowest evaluated quotation.

## **11. Technical Compliance**

Bidders shall submit along with their quotations documents, catalogues and any other literature to substantiate compliance with the required specifications and to qualify deviations if any with respect to NamWater's requirements.

The Specifications, Performance Requirements and Compliance Sheet details the minimum specifications of the goods/items to be supplied. The specifications have to be met but no credit will be given for exceeding the specifications.

## **12. Prices and Currency of Payment**

Prices shall be fixed in Namibian Dollars.

## **13. Award of Contract**

The Bidder having submitted the lowest evaluated responsive quotation and qualified to supply the goods/items and related services shall be selected for award of contract. Award of contract shall be by issue of a Purchase Order/Letter of Acceptance in accordance with

terms and conditions contained in Section VI: Contract Agreement and General Conditions of Contract.

**Partial award of complete Items will be allowed.**

**14. Notification of Award and Debriefing**

The Public Entity shall after award of contract promptly inform all unsuccessful bidders in writing of the name and address of the successful bidder and the contract amount and post a notice of award on its website within seven days. Furthermore, the Public Entity shall attend to all requests for debriefing made in writing within 7 days of the unsuccessful bidders being informed of the award.

## SECTION II: QUOTATION LETTER

*(to be completed by Bidders)*

[Complete this form with all the requested details and submit it as the first page of your quotation with the Price list and documents requested above. A signature and authorisation on this form will confirm that the terms and conditions of the RFQ prevail over any attachments. **If your quotation is not authorised, it will be rejected.**]

Quotation addressed to:	<b>Namibia Water Corporation Ltd</b>
Procurement Reference Number:	<b>G/RFQ/NW-061/2025</b>
Subject matter of Procurement:	<b>Supply &amp; Delivery of steel pipe specials, flexible pipe couplings, fasteners &amp; gaskets for the Schwarzekuppe - Mile 7 Control &amp; Chlorination Upgrade</b>

We offer to supply the items listed in the attached List of Goods and Price Schedule as per the defined specifications, *except for the qualified deviations [Bidder may delete this phrase in case of no deviation]* and, in accordance with the terms and conditions stated in your Request for Quotations referenced above.

We confirm that we are eligible to participate in this Quotation exercise and meet the eligibility criteria specified in Section 1: Instruction to Bidders.

We undertake to abide ethical conduct during the procurement process and the execution of any resulting contract.

We have read and understood the content of the Bid Securing Declaration (BSD) attached hereto and subscribe fully to the terms and conditions contained therein. We further understand that this subscription could lead to disqualification on the grounds mentioned in the BD].

**The validity period of the Quotation is..... days from the date of the bid submission deadline.**

We confirm that the prices quoted in the List of Goods and Price Schedule are fixed and firm and will not be subject to revision or variation, if we are awarded the contract prior to the expiry date of the quotation validity.

The delivery period offered from the date of issue of Purchaser Order/ Letter of Acceptance is as shown in the List of Goods items and Price Schedule.

### Quotation Authorised by:

Name of Bidder		Company's Address and seal	
Contact Person			
Name of Person Authorising the Quotation:	Position:	Signature:	
Date		Phone No./Fax	

Initials.....



**Appendix to Quotation Letter**

**BID SECURING DECLARATION**  
**(Section 45 of Act)**  
**(Regulation 37(1)(b) and 37(5))**

**Date:** .....

**Procurement Ref No.:** .....

**To:** .....

I/We\* understand that in terms of section 45 of the Act a public entity must include in the bidding document the requirement for a declaration as an alternative form of bid security.

I/We\* accept that under section 45 of the Act, I/we\* may be suspended or disqualified in the event of

- (a) **a modification or withdrawal of a bid after the deadline for submission of bids during the period of validity;**
- (b) **refusal by a bidder to accept a correction of an error appearing on the face of a bid;**
- (c) **failure to sign a procurement contract in accordance with the terms and conditions set forth in the bidding document, should I/We\* be successful bidder; or**
- (d) **failure to provide security for the performance of the procurement contract if required to do so by the bidding document.**

I/We\* understand this bid securing declaration ceases to be valid if I am/We are\* not the successful Bidder

Signed: .....  
*[insert signature of person whose name and capacity are shown]*

Capacity of:  
*[indicate legal capacity of person(s) signing the Bid Securing Declaration]*

Name: .....  
*[insert complete name of person signing the Bid Securing Declaration]*

Duly authorized to sign the bid for and on behalf of: *[insert complete name of Bidder]*

Dated on \_\_\_\_\_ day of \_\_\_\_\_, \_\_\_\_\_  
*[insert date of signing]*

Corporate Seal (where appropriate)

[Note\*: In case of a joint venture, the bid securing declaration must be in the name of all partners to the joint venture that submits the bid.]

*\*delete if not applicable / appropriate*

Initials.....



**Republic of Namibia**

**Ministry of Labour, Industrial Relations and Employment Creation**

**Written undertaking in terms of section 138 of the Labour Act, 2015 and section 50(2)(D) of the Public Procurement Act, 2015**

**1. EMPLOYERS DETAILS**

Company Trade Name:.....

Registration Number :.....

VAT Number: .....

Industry/Sector: .....

Place of Business:.....

Physical Address:.....

Tel No.:.....

Fax No.:.....

Email Address:.....

Postal Address:.....

Full name of Owner/Accounting Officer:.....

.....

Email Address:.....

Initials.....

**2. PROCUREMENT DETAILS**

Procurement Reference No.:.....

Procurement Description: .....

.....

.....

Anticipated Contract Duration: .....

Location where work will be done, good/services will be delivered: .....

.....

**3. UNDERTAKING**

I ..... *[insert full name]*, owner/representative

of .....*[insert full name of company]*

hereby undertake in writing that my company will at all relevant times comply fully with the relevant provisions of the Labour Act and the Terms and Conditions of Collective Agreements as applicable.

I am fully aware that failure to abide to such shall lead to the action as stipulated in section 138 of the labour Act, 2007, which include but not limited to the cancellation of the contract/licence/grant/permit or concession.

**Signature:** .....

**Date:** .....

**Seal:**.....

*Please take note:*

1. *A labour inspector may conduct unannounced inspections to assess the level of compliance*
2. *This undertaking must be displayed at the workplace where it will be readily accessible and visible by the employees rendering service(s) in relations to the goods and services being procured under this contract.*

Initials.....



1.9	HDG 500NB Blank flange with 300NB stub (SANS 1123/1000/3)	1	Each			
1.10	HDG 300NB Blank flange (SANS 1123/1000/3)	1	Each			
1.11	HDG 500NB Spool piece with 100NB stub (SANS 1123/1000/3)	1	Each			
1.12	HDG 500NB Flanged cross with 250NB stub and 20mm crotch plate (SANS 1123/1000/3)	1	Each			
1.13	HDG 250NB Flanged 90° bend (SANS 1123/1000/3)	2	Each			
1.14	HDG 250NB Spool piece with 25mm socket (SANS 1123/1000/3)	1	Each			
1.15	HDG 250NB to 200NB Flanged concentric reducer (SANS 1123/1000/3)	1	Each			
1.16	HDG 200NB Flanged distance piece (SANS 1123/1000/3)	1	Each			
1.17	HDG 200NB Flanged 90° bend with plain end (SANS 1123/1000/3)	1	Each			
1.18	HDG 200NB Flanged 90° bend with plain end (SANS 1123/1000/3)	1	Each			
1.19	HDG 500NB Blank flange (SANS 1123/1000/3)	2	Each			
1.20	HDG 500NB Flanged manifold with 350NB stubs and 50NB stub (SANS 1123/1000/3 and SANS 1123/1600/3)	1	Each			
1.21	HDG 500NB Blank flange with 100NB stub (SANS 1123/1000/3)	1	Each			
1.22	HDG 100NB Blank flange (SANS 1123/1000/3)	2	Each			
1.23	HDG 350NB to 300NB Flanged eccentric reducer with plain end (SANS 1123/1000/3 and SANS 1123/2500/3)	2	Each			
1.24	HDG 300NB Flanged distance piece (SANS 1123/1000/3 and SANS 1123/2500/3)	2	Each			
1.25	HDG 300NB Flanged distance piece with plain end and 32NB stub (SANS 1123/1000/3)	2	Each			

Initials.....

1.26	HDG 300NB Flanged distance piece (SANS 1123/1000/3)	2	Each			
1.27	HDG 350NB to 300NB Flanged eccentric reducer (SANS 1123/1000/3)	2	Each			
1.28	HDG 350NB Flanged distance piece (SANS 1123/1000/3)	1	Each			
1.29	HDG 350NB to 300NB Flanged eccentric reducer with plain end (SANS 1123/1600/3 and SANS 1123/2500/3)	1	Each			
1.30	HDG 300NB Flanged distance piece (SANS 1123/1600/3 and SANS 1123/2500/3)	1	Each			
1.31	HDG 300NB Flanged distance piece with plain end and 32NB stub (SANS 1123/1600/3)	1	Each			
1.32	HDG 300NB Flanged distance piece (SANS 1123/1600/3)	1	Each			
1.33	HDG 350NB to 300NB Flanged eccentric reducer (SANS 1123/1600/3)	1	Each			
1.34	HDG 350NB Flanged distance piece (SANS 1123/1000/3)	1	Each			
1.35	HDG 400NB to 350NB Flanged eccentric reducer (SANS 1123/1000/3 and SANS 1123/1600/3)	1	Each			
1.36	HDG 50NB Blank flange with 25mm socket (SANS 1123/1000/3)	3	Each			
1.37	HDG 32NB blank flange with 25mm socket (SANS 1123/1600/3)	1	Each			
1.38	HDG 32NB blank flange with 25mm socket (SANS 1123/1000/3)	2	Each			
1.39	HDG 350NB Blank flange (SANS 1123/1000/3)	1	Each			
1.40	HDG 350NB Flanged manifold with <b>250NB eccentric</b> stubs (SANS 1123/1000/3 and SANS 1123/1600/3)	1	Each			
1.41	HDG 250NB Distance piece	1	Each			
1.42	HDG 250NB Distance piece	1	Each			

Initials.....

1.43	HDG 250NB Flanged 90° bend (SANS 1123/1600/3)	1	Each			
1.44	HDG 300NB to 250NB Flanged eccentric reducer (SANS 1123/1000/3 and SANS 1123/1600/3)	1	Each			
1.45	HDG 350NB to 300NB Flanged concentric reducer (SANS 1123/1000/3)	1	Each			
1.46	HDG 300NB Flanged 90° bend with lap flange (SANS 1123/1000/3)	2	Each			
1.47	HDG 300NB Flanged 45° bend (SANS 1123/1000/3)	1	Each			
1.48	HDG 300NB Flanged 45° bend with plain end (SANS 1123/1000/3)	1	Each			
1.49	HDG 300NB Flanged distance piece with 50NB stub	1	Each			
1.50	HDG Support bracket for lug attachment	1	Each			
1.51	HDG Support bracket for flat base	1	Each			
1.52	HDG Support bracket base	2	Each			
1.53	HDG 500NB Pipe support	2	Each			
1.54	HDG 300NB Pipe support	6	Each			
1.55	Stainless Steel pipe support base	8	Each			
1.56	HDG 250NB Blank flange	1	Each			
1.57	HDG 200NB Pipe clamp	1	Each			
	Delivery [Weeks]					
				<b>SUB-TOTAL</b>		

Initials.....







3.22	300NB PN16 Klinger ring gasket	8	Each			
3.23	300NB PN10 Klinger ring gasket	25	Each			
3.24	250NB PN16 Klinger ring gasket	5	Each			
3.25	250NB PN10 Klinger ring gasket	8	Each			
3.26	200NB PN10 Klinger ring gasket	8	Each			
3.27	100NB PN10 Klinger ring gasket	4	Each			
3.28	50NB PN10 Klinger ring gasket	5	Each			
3.29	32NB PN10 Klinger ring gasket	5	Each			
Delivery [Weeks]						
				<b>SUB - TOTAL</b>		
				<b>BID TOTAL</b>		
NAME:		POSITION:		SIGNATURE		DATE
NAME OF BIDDER:		ADDRESS:				

If Price quoted is subject to change in rate of exchange at the time of delivery of goods provide details hereunder:

Currency: N\$ Exchange Rate: N/A

Key notes: NA=NOT APPLICABLE, NQ=NO QUOTE

Initials.....

## SECTION IV: SPECIFICATIONS AND PERFORMANCE REQUIREMENTS

### *Pipework*

All flanges of fabricated pipe specials shall conform to SANS 1123, as denoted in the description of goods and in the drawings.

All flanges of pipe specials shall be fitted in the two-hole-top off the centreline configuration.

Steel pipes up to and including 150NB shall conform to SABS 62.

Steel pipes 200NB and larger shall conform to SABS 719 Grade B or SABS 719 Grade C.

Unless otherwise stated, all manufactured pipe specials shall comply with the following specifications:

Nominal Diameter	Outside Diameter	Minimum Wall Thickness
32NB	42.4mm	3.3mm
50NB	60.3mm	
100NB	114.3mm	4.5mm
150NB	168.3mm	
200NB	219.1mm	
250NB	273.0mm	
300NB	323.9mm	
350NB	355.6mm	
400NB	406.4mm	
500NB	508.0mm	

### *Sockets*

All sockets will be of stainless-steel grade 316 with a minimum pressure class 150. Where stainless steel 316 sockets are welded to mild steel, stainless steel **309L** shall be used as the filler metal.

All pipework welding shall be done in accordance with SANS 10044 for steel fusion welding. Mating surfaces shall be continuously welded all around their mating periphery.

### *Pipework Couplings*

Flexible flange adaptor couplings will be supplied and delivered to join plain-ended pipes to flanged valves, fittings and pipes to allow for angular misalignment and axial adjustment.

**All dedicated flange adaptors shall be suitable for installation with restraining rods.** Couplings shall be suitable for restraining using threaded rods of the same size as the bolts specified for the

Initials.....

particular size flange as per SANS. In other words, the steel ring which secures the rubber wedge ring must not interfere with the threaded rod which must protrude past it to be restrained.

All flange adaptors shall be complete and ready for installation with the necessary sleeves, rubber wedge rings and clamping bolts and nuts.

**The bidder shall submit supporting literature of the couplings offered. The literature must clearly indicate suitability for restraining by means of drawings and data sheets. Should adequate literature not be provided to assure NamWater of compliance the couplings will be deemed non-compliant.**

All flanges of flexible pipe couplings shall conform to SANS 1123, as denoted in the description of goods.

Couplings 200NB and larger shall be suitable for mild steel pipe according to SABS 719/71.

All coupling welding shall be done in accordance with SANS 10044 for steel fusion welding.

**Should dedicated flange adaptors have a raised edge that contacts the gasket with installation, not less than 90% of the appropriate gasket area shall be in contact with the flange adapter.** Flush faced flange adaptors will be preferred.

### ***Corrosion Protection of Pipework and Couplings***

All steel surfaces shall be blast clean to SABS 064 and the final finishing shall comply with S.I.S. 05 5900 grade Sa 2.5. before galvanizing or primer.

All pipe specials, flanges and flexible pipe coupling items shall be hot dip galvanized to SABS ISO 1461:1999. The average galvanizing layer thickness shall furthermore not be less than 150 micron and the minimum thickness at any spot not less than 100 micron.

### ***Fasteners***

The bolts to be of **grade 4.8** unless stated otherwise. All fasteners where applicable shall be ISO metric according to SABS 135. All bolts, nuts, threaded rods and washers shall be hot dip galvanized as per SABS ISO 1461: 1999. **Electroplated bolts, nuts and washers shall not be accepted.**

The **fasteners shall be packaged in suitable woven bags with appropriate labelling.** The bags shall then be crated for transport and delivery. Each lot of fasteners and gaskets shall be crated separately.

### ***Gaskets***

**The gasket OD should be dictated by the flange specifications.** The gaskets shall be of non-asbestos compressed fiber or graphite type. The gaskets shall be suitable for potable and raw water at temperatures from 0°C to 60°C. The gaskets shall have a thickness of 3mm. **Full-faced gaskets will not be accepted.**

### ***Crotch Plates***

The crotch plates for Item 12 shall have a thickness of 20mm and a depth of 80mm ±5mm as measured from the outer surface of the pipe barrel. As seen in the drawing of Item 12, the crotch plates penetrate through the 250NB stub to form continuous reinforcement rings around the cross piece.

### ***Stainless Steel Pipe Support Base***

Made of stainless-steel grade 304 or superior. 40NB barrels must have a minimum wall thickness of 3.3mm. All welding shall be done in accordance with SANS 10044 for steel fusion welding. Welding shall be done along all contact seems. **Partially welded items will not be accepted.**

Initials.....

## SECTION V: SPECIFICATIONS AND COMPLIANCE SHEETS

Procurement Reference Number: **Procurement Ref No. G/ONB/NW-061/2025**

Bidders should complete column C with the specification of the goods offered and **attach annexures with detailed technical literature substantiating compliance**. Offers of equipment failing to comply with one or more of the specifications shall be disqualified. **Failure to complete column C of the Specifications and Compliance Sheet shall result in disqualification.**

### Item 1: Pipework

	Technical Specification Required	Technical Specification Offered	Offer Complies	
			Yes	No
<i>A</i>	<i>B</i>	<i>C</i>	<i>D</i>	<i>E</i>
Item 1	All flanges as denoted conform to SANS 1123			
	Steel pipes 200NB and larger shall comply with SABS 719 Grade B or SABS 719 Grade C			
	Steel pipes 150NB and smaller shall comply with SABS 62			
	Pipe wall thickness as specified			
	Sockets of stainless-steel grade 316 with grade 309L filler material			
	Welding in accordance with SANS 10044 for steel fusion welding			
	Mating surfaces continuously welded all around their mating periphery			
	Corrosion protection as specified			

Initials.....

**Item 2: Couplings**

<i>A</i>	Technical Specification Required <i>B</i>	Technical Specification Offered <i>C</i>	Offer Complies	
			<i>Yes</i> <i>D</i>	<i>No</i> <i>E</i>
2	All flanges as denoted conform to SANS 1123			
	Suitable for installation with restraining rods			
	Dedicated flange adapters suitable for mild steel pipe according to SABS 719/71			
	Welding in accordance with SANS 10044 for steel fusion welding			
	Mating surfaces continuously welded all around their mating periphery			
	Corrosion protection as specified (HDG)			
	Supporting literature included (clearly indicating suitability for restraining. Specify literature section, page etc where this detail can be found)			

**Item 3: Fasteners and gaskets**

<i>A</i>	Technical Specification Required <i>B</i>	Technical Specification Offered <i>C</i>	Offer Complies	
			<i>Yes</i> <i>D</i>	<i>No</i> <i>E</i>
3	All fasteners where applicable shall be ISO metric according to SABS 135			
	All fasteners hot dip galvanized as per SABS ISO 1461: 1999			
	Gaskets suitable for potable and raw water at temperatures from 0°C to 60°C			
	Gasket thickness 3mm			
	Ring Klinger gasket (not full faced)			

Bidders should complete column C with the specification offered. Attach detailed technical literature. Authorise the specification offered in the signature block below.

All bids shall be accompanied with detailed supporting literature for all couplings to enable NamWater to evaluate the conformity to specification and include additional features.

**Offers with insufficient details or information will not be considered.**

Initials.....

**NOTE:**

**Offers will be disqualified if this information is not included in the tender documents. Only original documentation is acceptable and faxed copies of literature are unacceptable. Information supplied in an electronic format will be accepted if in PDF format.**

**Specifications and Compliance Sheet Authorised By:**

Name:		Signature:	
Position:		Date:	
Authorised for and on behalf of:	Company		

Initials.....

## SECTION VI: GENERAL CONDITIONS OF CONTRACT AND CONTRACT AGREEMENT

Any resulting contract shall be placed by means of a Purchase Order/Letter of Acceptance and shall be subject to the General Conditions of Contract (GCC) for the Procurement of Goods (Ref. **G/RFQ-GCC**) available at Namibia Water Corporation Ltd., physical address, 176 Iscor Street, Aigams Building, Windhoek, except where modified by the Special Conditions below

### SECTION VI: CONTRACT AGREEMENT

Any resulting contract shall be placed by means of a Purchase Order/Letter of Acceptance and shall be subject to the General Conditions of Contract (GCC) for the Procurement of Goods except where modified by the Special Conditions below.

### SECTION VII: SPECIAL CONDITIONS OF CONTRACT

Procurement Reference Number: **G/RFQ/NW-061/2025**

The clause numbers given in the first column correspond to the relevant clause number of the GCC.

Subject and GCC clause reference	Special Conditions
<b>Site GCC 1.1(m)</b>	The Site/final destination for delivery of the Goods is <b>176 Iscor Street NamWater at the Aigams Building, Northern Industrial Area in Windhoek</b>
<b>Incoterms Edition GCC 4.2(b)</b>	Incoterms shall be governed by the rules prescribed in Incoterms 2010.
<b>Notices GCC 8.1</b>	Any notice shall be sent to the following addresses: For NamWater Ltd the address and the contact name shall be: Procurement Management Unit (Tel: +264 61 71 2015), E-mail: <a href="mailto:bids@namwater.com.na">bids@namwater.com.na</a> Private Bag 13389 Windhoek, Namibia  For the Supplier, the address and contact name shall be: _____
<b>Delivery and Documents GCC 13.1</b>	The Goods are to be delivered within <b>10 Weeks</b> from the date of Purchase Order or Letter of Acceptance. The documents to be furnished by the Supplier are: (a) signed delivery note; (b) invoice

Initials.....



<b>Subject and GCC clause reference</b>	<b>Special Conditions</b>
<b>Terms of Payment GCC 16.1</b>	The structure of payments shall be: full payment following delivery of the Supplies and submission of an invoice and the documents listed in clause 13.1
<b>Terms of Payment GCC 16.3</b>	Payments shall be made not later than thirty days after date of statement. Payment will only be made if all the delivered items are to specifications
<b>Terms of Payment GCC 16.4</b>	The currency of payment shall be the currency of order specified in the List of Goods, Price Schedule and Product details in the Statement of Requirements.
<b>Transportation GCC 25</b>	The Goods shall be delivered: <b>Delivery Duty Paid (DDP)</b>
<b>Inspection and Tests GCC 26.</b>	NamWater will inspect all items upon delivery to ascertain if goods conform to specifications. Payment will only be made if all the delivered items are to specifications.
<b>Liquidated Damages GCC 27</b>	Liquidated damages for the whole contract are 0.5% per day. The maximum amount of liquidated damages for the whole contract is 10% of the final contract price.
<b>Warranty GCC 28.3</b>	The period of validity of the warranty shall be: <b>as per manufacturer specifications</b>
<b>Repair and Replacement GCC 28.5</b>	The period for repair or replacement shall be : <b>8 weeks</b>

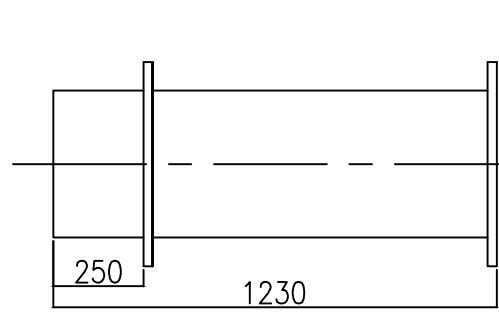
Initials.....

**SCHEDULE 3: QUOTATION CHECKLIST SCHEDULE****Procurement Reference No.: G/RFQ/NW-061/2025**

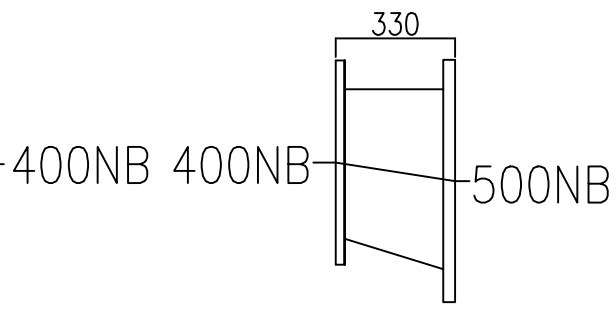
Description	Attached	Not Attached
List of Goods and Price Schedule		
Specification and Compliance Sheet		
Evidences for conformity of Goods		
Valid company Registration Certificate Copy from <b>Ministry of Trade and Industry</b>		
Original valid good standing Tax Certificate from <b>Inland Revenue</b>		
Original valid good Standing Certificate from <b>Social Security Commission</b>		
Valid Affirmative Action Compliance Certificate, proof from <b>Employment Equity Commissioner</b> that bidder is not a relevant employer, or exemption issued in terms of Section 42 of the Affirmative Action Act, 1998;		

***Disclaimer:** The list defined above is meant to assist the Bidder in submitting the relevant documents and shall not be a ground for the bidder to justify its non-submission of major documents for its quotation to be responsive. The onus remains on the Bidder to ascertain that it has submitted all the documents that have been requested and are needed for its submission to be complete and responsive.*

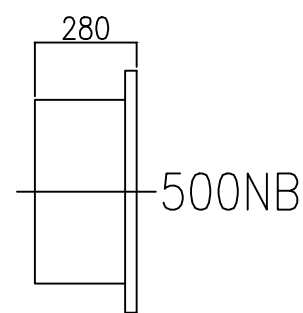
Initials.....



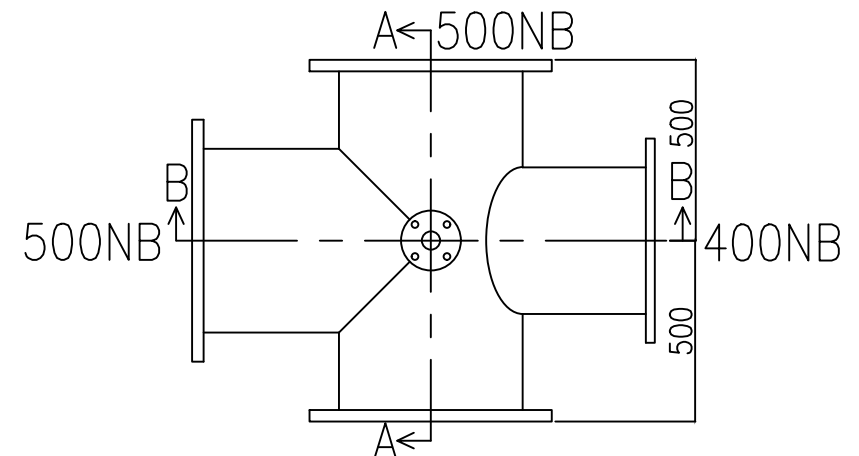
ITEM 1



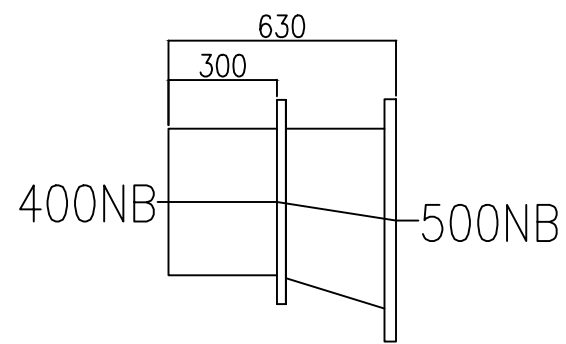
ITEM 2



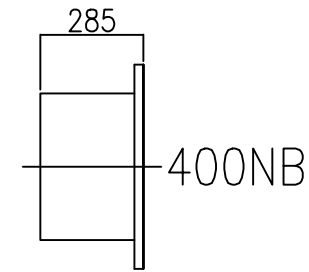
ITEM 4



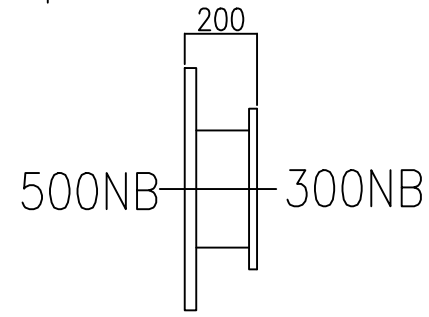
ITEM 3 TOP VIEW



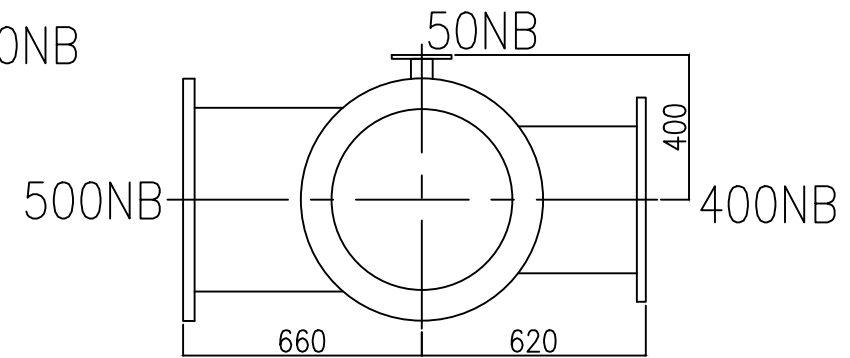
ITEM 6



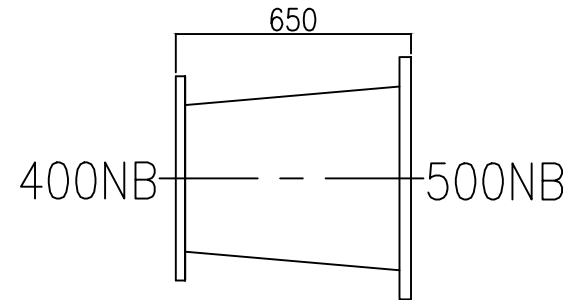
ITEM 7



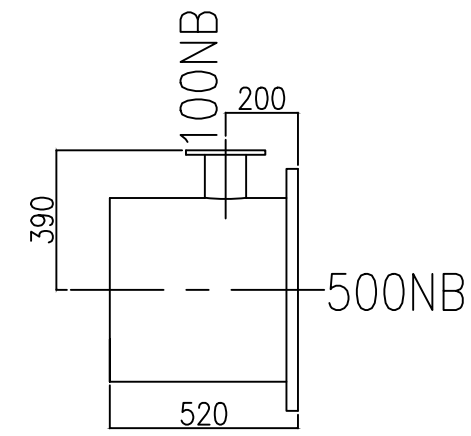
ITEM 9



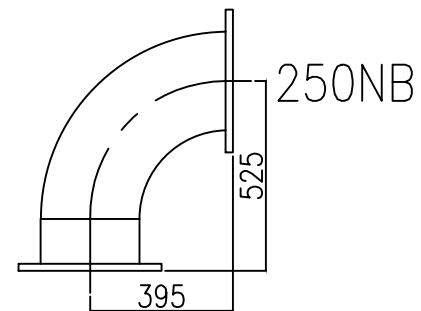
ITEM 3 FRONT VIEW



ITEM 8



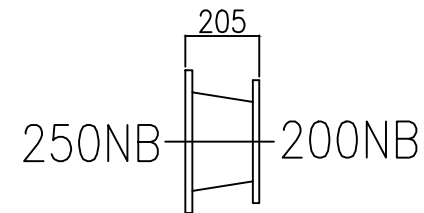
ITEM 11



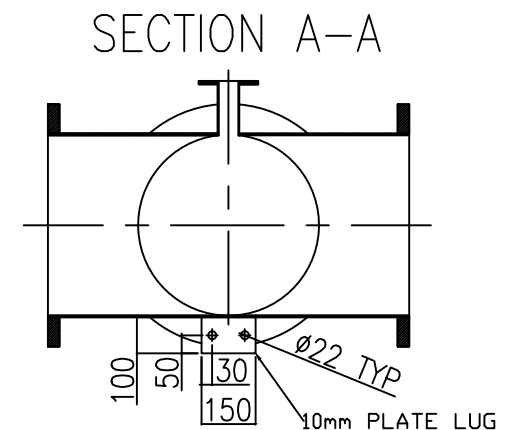
ITEM 13



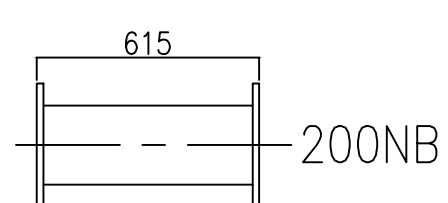
ITEM 14



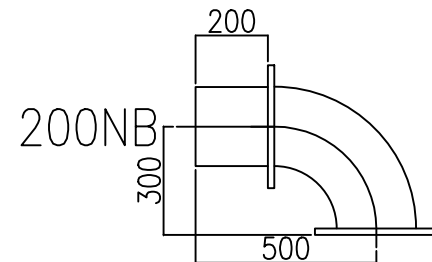
ITEM 15



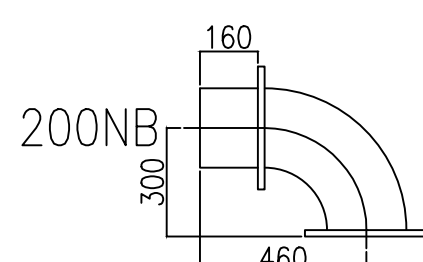
SECTION B-B



ITEM 16



ITEM 17



ITEM 18

WEB TO SUPPORT LUG  
50mm X 50mm X 45°  
LOCATED IN THE  
MIDDLE OF THE LUG

NOTES :

NO.	AMENDMENTS	DATE	BY



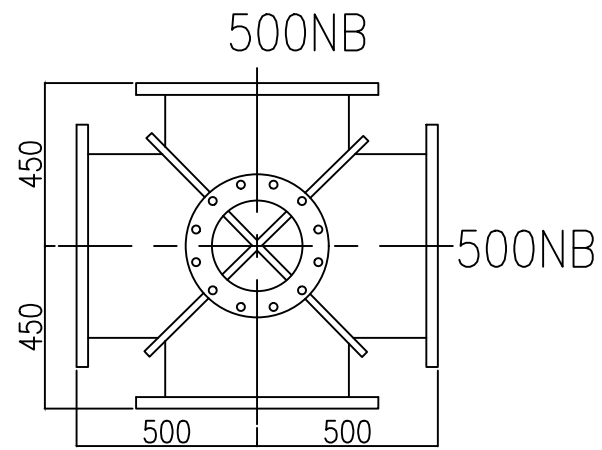
SCHEME  
SCHWARTZEKUPPE – MILE 7

DRAWING

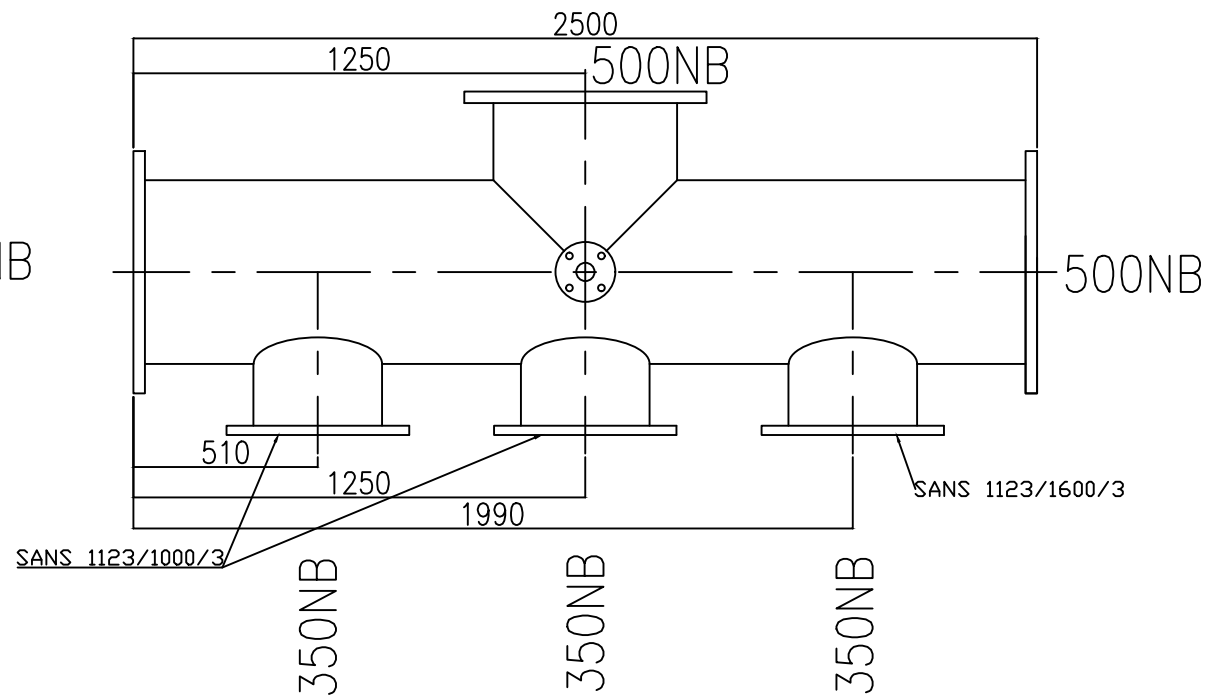
SURVEYED	DRAWN	TRACED
DESIGNED CIVIL	DESIGNED ELEC.	DESIGNED MECH.
CHECKED CIVIL	CHECKED ELEC.	CHECKED MECH.
APPROVED CIVIL	APPROVED ELEC.	APPROVED MECH.

DATE	SCALE	SHEET NO.
	1:10 ON A3	1 OF 4

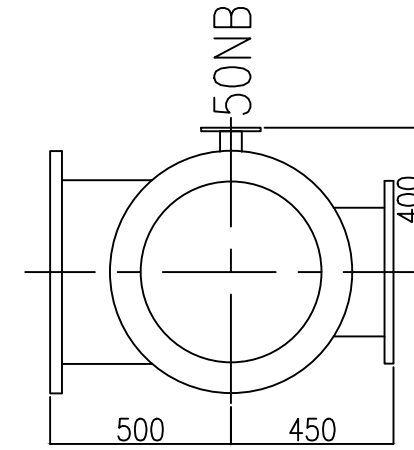
REGISTRATION NO.



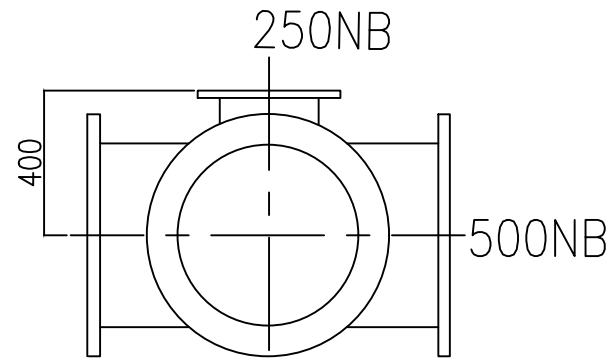
ITEM 12  
TOP VIEW



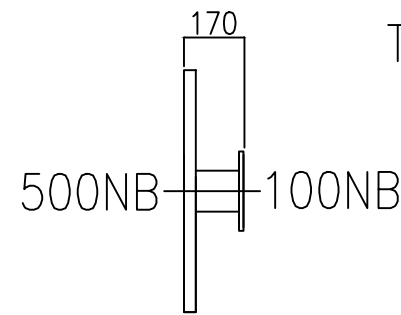
ITEM 20  
TOP VIEW



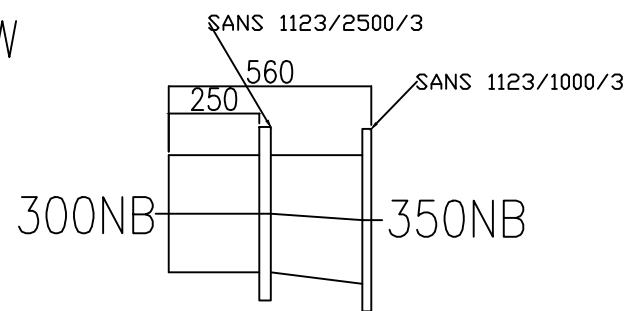
ITEM 20  
SIDE VIEW



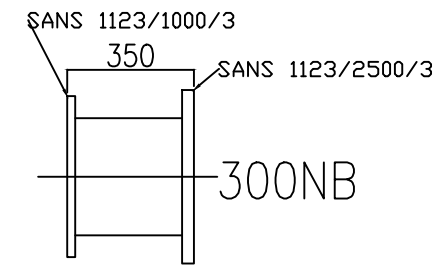
ITEM 12  
FRONT VIEW



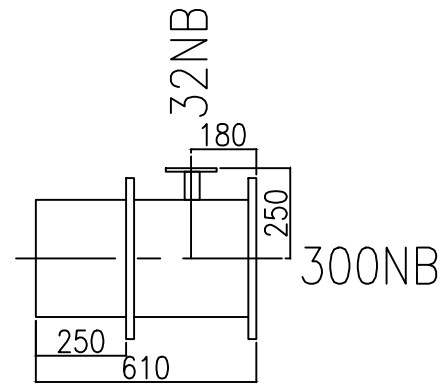
ITEM 21



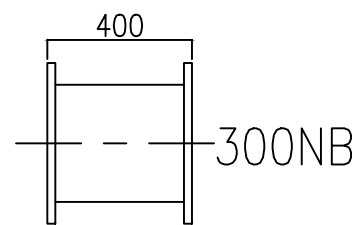
ITEM 23



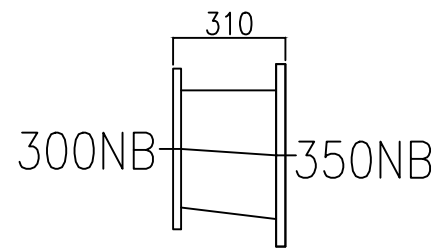
ITEM 24



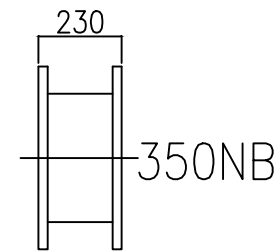
ITEM 25



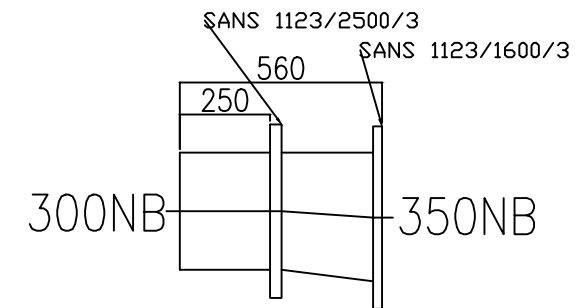
ITEM 26



ITEM 27



ITEM 28



ITEM 29

NOTES :

NO.	AMENDMENTS	DATE	BY
-----	------------	------	----



SCHEME  
SCHWARTZEKUPPE - MILE 7

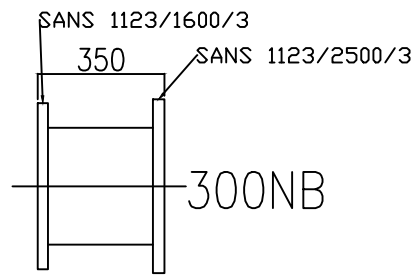
DRAWING

SURVEYED	DRAWN	TRACED
DESIGNED CIVIL	DESIGNED ELEC.	DESIGNED MECH.
CHECKED CIVIL	CHECKED ELEC.	CHECKED MECH.
APPROVED CIVIL	APPROVED ELEC.	APPROVED MECH.

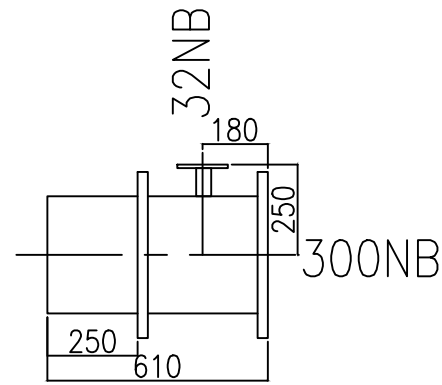
DATE	SCALE	SHEET NO.
	1:10 ON A3	2 OF 4

REGISTRATION NO.

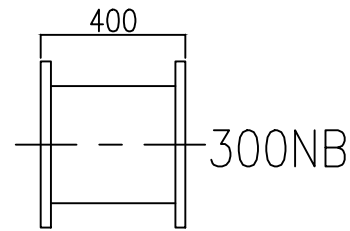
NOTES :



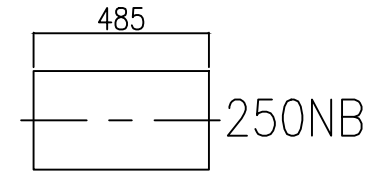
ITEM 30



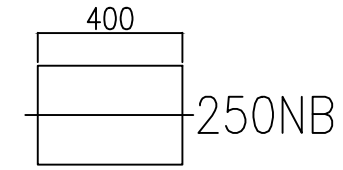
ITEM 31



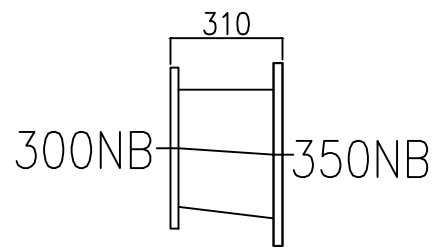
ITEM 32



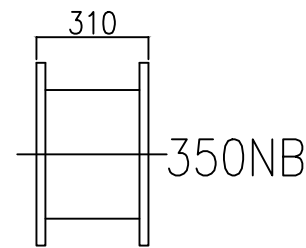
ITEM 41



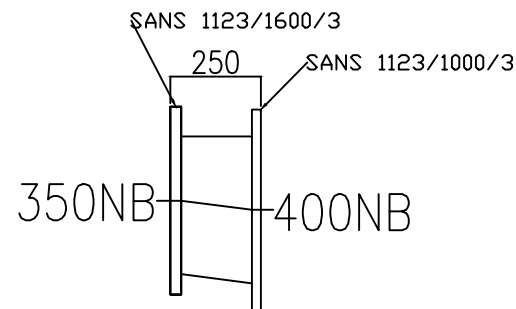
ITEM 42



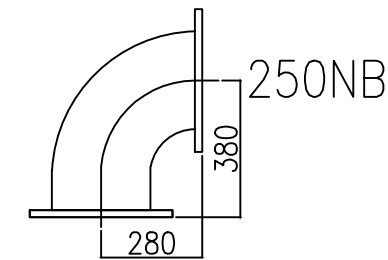
ITEM 33



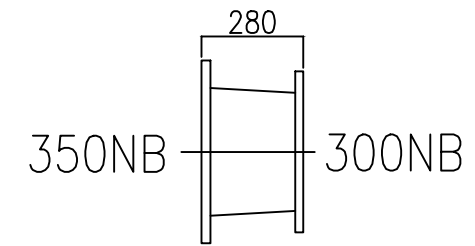
ITEM 34



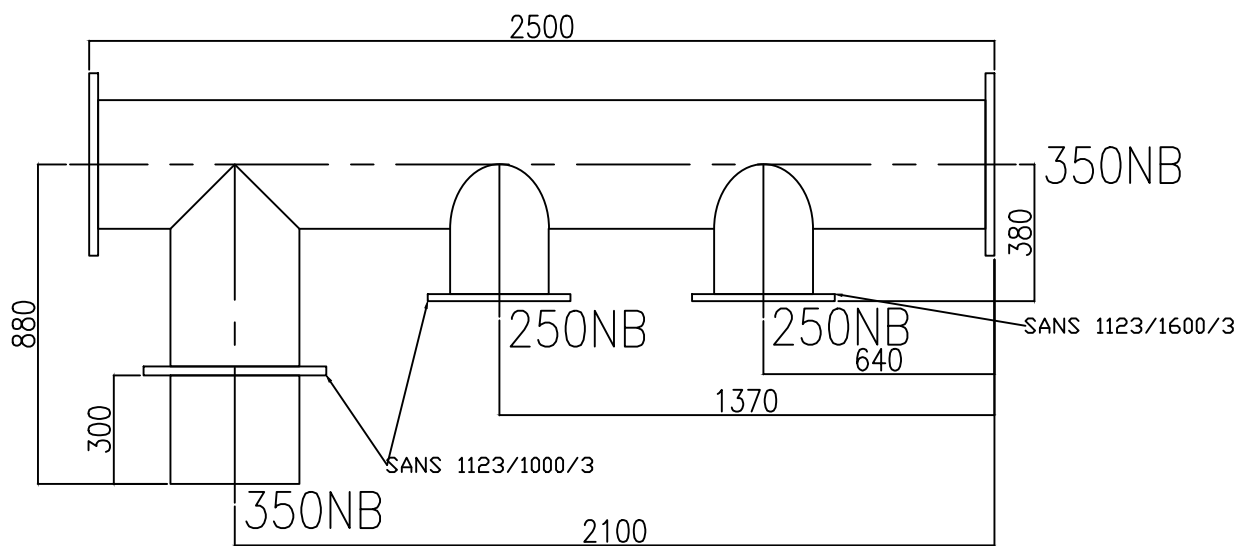
ITEM 35



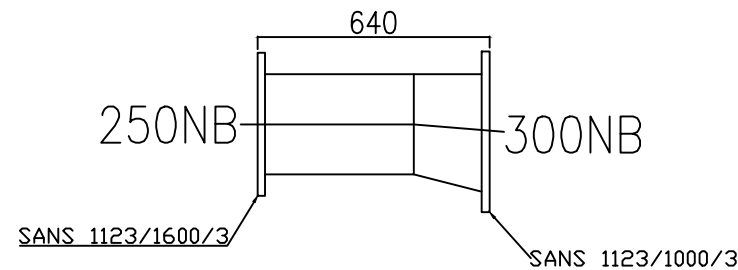
ITEM 43



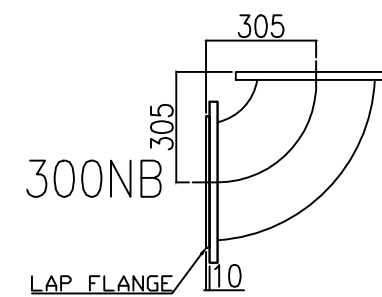
ITEM 45



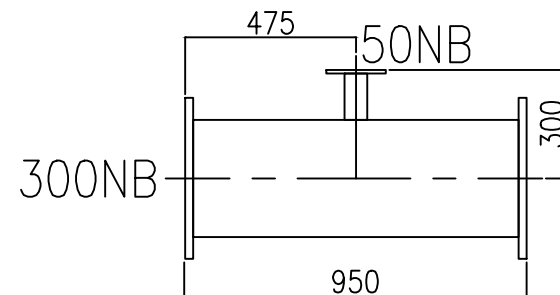
ITEM 40



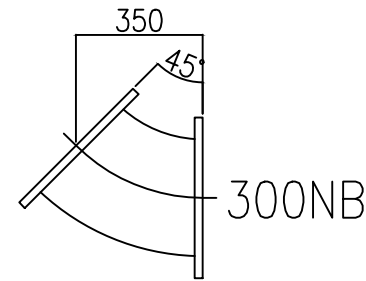
ITEM 44



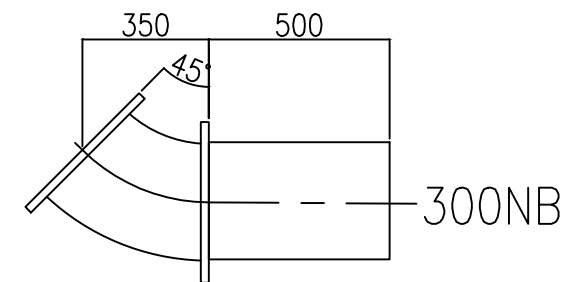
ITEM 46



ITEM 49



ITEM 47



ITEM 48

NO.	AMENDMENTS	DATE	BY



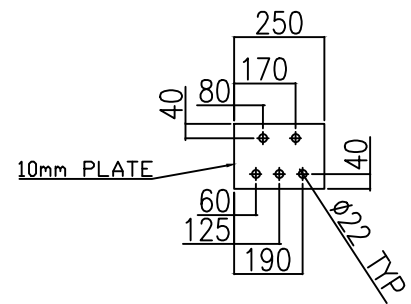
SCHEME  
SCHWARTZEKUPPE – MILE 7

DRAWING

SURVEYED	DRAWN	TRACED
DESIGNED CIVIL	DESIGNED ELEC.	DESIGNED MECH.
CHECKED CIVIL	CHECKED ELEC.	CHECKED MECH.
APPROVED CIVIL	APPROVED ELEC.	APPROVED MECH.

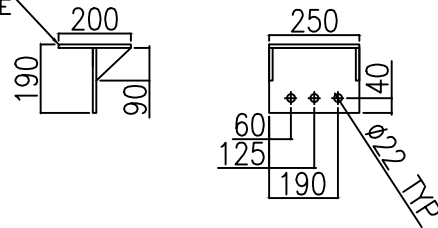
DATE	SCALE	SHEET NO.
	1:10 ON A3	3 OF 4

REGISTRATION NO.



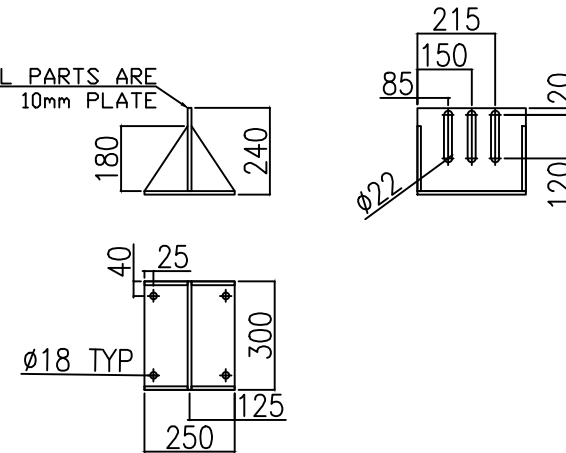
ITEM 50

ALL PARTS ARE  
10mm PLATE

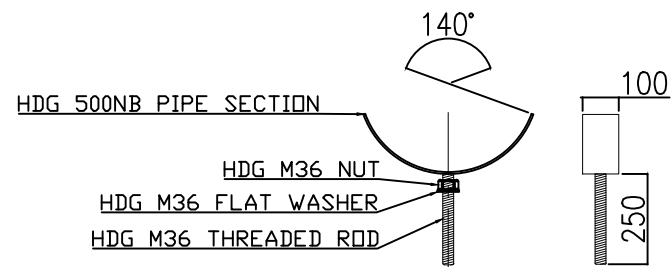


ITEM 51

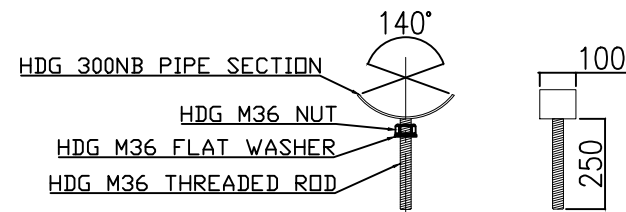
ALL PARTS ARE  
10mm PLATE



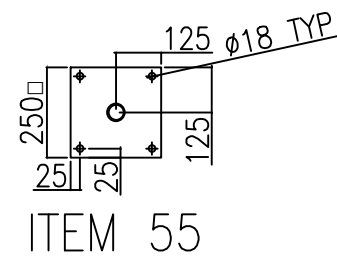
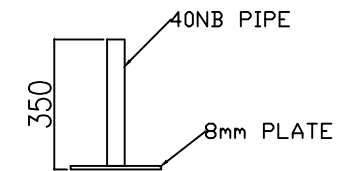
ITEM 52



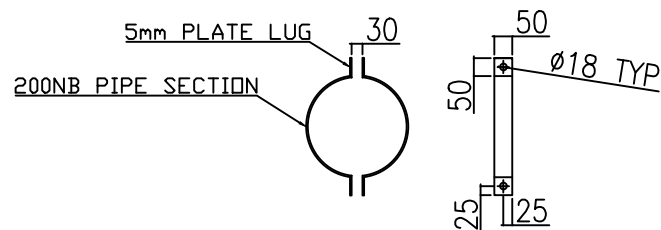
ITEM 53



ITEM 54



ITEM 55



ITEM 57

NOTES :

NO.	AMENDMENTS	DATE	BY
-----	------------	------	----

**NAMWATER**  
Namibia Water Corporation Ltd

SCHEME  
SCHWARTZEKUPPE – MILE 7

DRAWING

SURVEYED	DRAWN	TRACED
DESIGNED CIVIL	DESIGNED ELEC.	DESIGNED MECH.
CHECKED CIVIL	CHECKED ELEC.	CHECKED MECH.
APPROVED CIVIL	APPROVED ELEC.	APPROVED MECH.

DATE	SCALE	SHEET NO.
	1:10 ON A3	4 OF 4

REGISTRATION NO.